

# PATRICK MAHOMES

PROSPECT PORTFOLIO 2020



EVERY GAME | EVERY PLAYER | EVERY PLAY





# TABLE OF CONTENTS

---



1. EXECUTIVE SUMMARY

...

2. 2019 POSTSEASON GRADE

...

3. PLAYOFFS CLOSING OUT HALF

...

4. PLAYOFFS PLAYING FROM BEHIND

...

5. PLAYOFFS SCRAMBLING

...

6. IN/OUT OF STRUCTURE CLEAN

...

7. IN/OUT OF STRUCTURE TIME

...

8. IN/OUT OF STRUCTURE BY READ

...

9. IN/OUT OF STRUCTURE POCKET PASSING

...

10. DEEP BALL PASSING

...

11. BIG PLAYS AND BAD PLAYS

...

12. CHIEFS PLAYCALLING

...

13. MAHOMES ON MONEY DOWNS

...

14. PFF WAR

...



# 1. EXECUTIVE SUMMARY



BEST QUARTERBACK IN THE NFL

POSITION

QB

COLLEGE

TEXAS TECH

HEIGHT

6'3"

WEIGHT

230

EXP

3 YRs



## OVERVIEW

NO PLAYER IN RECENT MEMORY HAS LIT THE NFL ON FIRE AS EARLY ON IN HIS CAREER AS MUCH AS MAHOMES. AFTER A 2018 NFL MVP AWARD, MAHOMES RETURNED FROM A DISLOCATED KNEECAP TO LEAD THE CHIEFS BACK FROM THREE DOUBLE-DIGIT DEFICITS IN THREE PLAYOFF GAMES... WINNING THE FRANCHISE IT'S FIRST SUPER BOWL TITLE IN 50 YEARS.




## 2. 2<sup>ND</sup> HIGHEST-GRADED POSTSEASON RUN BY QB



PFF OVERALL GRADE  
AMONG QBs IN SINGLE POSTSEASON SINCE 2006

92.2




BRADY '17

92.0

MAHOMES '19

91.1



RODGERS '10



SIMPLY PUT, MAHOMES' 2019 POSTSEASON PERFORMANCE WAS THE 2<sup>ND</sup> BEST PLAYOFF STRETCH PFF HAS EVER SEEN.

# 3. MAHOMES BEST IN CRUNCH TIME DURING PLAYOFFS



MAHOMES WAS OUTSTANDING CLOSING OUT HALVES DURING ALL 3 PLAYOFF GAMES

	1 <sup>ST</sup> & 3 <sup>RD</sup> QUARTER	2 <sup>ND</sup> & 4 <sup>TH</sup> QUARTER
UNCATCHABLE THROW %	18%	8%
YARDS PER ATTEMPT	6.8	9.1
PASSER RATING	77.7	130.1





## 4. NO DEFECIT TOO LARGE FOR MAHOMES IN PLAYOFFS



THE CHIEFS FOUND THEMSELVES PLAYING FROM BEHIND IN ALL 3 OF THEIR PLAYOFF GAMES. MAHOMES' PASSING PERFORMANCE WHEN TRAILING:

COMP / ATT

45 / 72

YARDS

537

TD / INT

8 (MOST BY 6) / 2

PASSER RATING

110.7

PLAYS GAINING 20+ YDS

10 (MOST)



## 5. SUCCESS WITH MORE THAN HIS ARM IN PLAYOFFS



WHILE EXTRAORDINARY THROWING THE BALL DURING THE CHIEFS CHAMPIONSHIP RUN, MAHOMES ALSO WAS EXTREMELY PRODUCTIVE WITH HIS LEGS

SCRAMBLES

15

(MOST EVER IN A POSTSEASON)

YARDS PER SCRAMBLE

10.3

FIRST DOWNS / TDS

8 / 1

(MOST EVER IN A POSTSEASON)

MISSED TACKLES FORCED

5

(TIED W/KAEPERNICK 2013 FOR MOST EVER IN A POSTSEASON)





# 6. MAHOMES INSIDE AND OUTSIDE OF STRUCTURE | PART I



PASSING FROM CLEAN POCKET vs PRESSURED POCKET  
REG SEASON SINCE 2018 | RANKS AMONG 32 QBs

	KEPT CLEAN	UNDER PRESSURE
PFF RANK	#4	#1
COMPLETION %	73.2% (7 <sup>TH</sup> )	48.4% (18 <sup>TH</sup> )
YARDS PER ATTEMPT	9.1 (1 <sup>ST</sup> )	7.4 (5 <sup>TH</sup> )
PASSER RATING	122.9 (2 <sup>ND</sup> )	78.1 (9 <sup>TH</sup> )



45 PLAYS OF 30+  
YDS WHEN KEPT CLEAN  
(MOST IN NFL)

SACKED ON JUST 11.5% OF  
PRESSURED DROPBACKS  
(BEST IN NFL)



# 7. MAHOMES INSIDE AND OUTSIDE OF STRUCTURE | PART II



PASSING BY TIME TO THROW | 2.5 SECONDS OR LESS vs AFTER 2.5 SECONDS  
REG SEASON SINCE 2018 | RANKS AMONG 32 QBs

	2.5 SECONDS OR LESS	AFTER 2.5 SECONDS
PFF RANK	#2	#2
COMPLETION %	75.9% (2 <sup>ND</sup> )	53.6% (24 <sup>TH</sup> )
YARDS PER ATTEMPT	8.0 (1 <sup>ST</sup> )	9.3 (2 <sup>ND</sup> )
PASSER RATING	119.9 (1 <sup>ST</sup> )	97.6 (7 <sup>TH</sup> )



39 TD : 1 INT  
THROWS 2.5s OR LESS  
(BEST IN NFL)

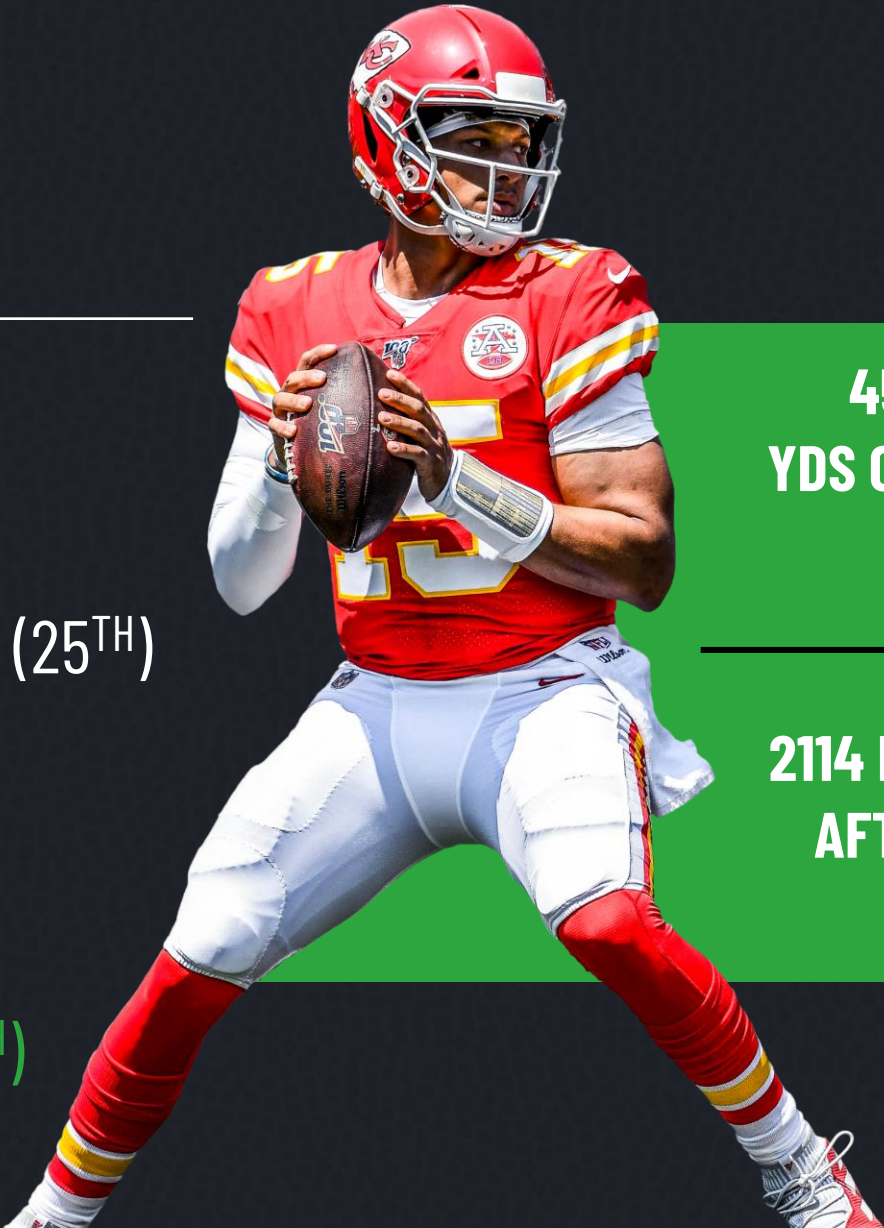
SACKED ON JUST 6.6% OF  
2.6s OR LONGER DROPBACKS  
(3<sup>RD</sup> BEST IN NFL)

# 8. MAHOMES INSIDE AND OUTSIDE OF STRUCTURE | PART III



PASSING BY QB READ | FIRST READ vs AFTER FIRST READ  
REG SEASON SINCE 2018 | RANKS AMONG 32 QBs

	FIRST READ	AFTER FIRST READ
PFF RANK	#2	#2
COMPLETION %	64.6% (11 <sup>TH</sup> )	57.5% (25 <sup>TH</sup> )
YARDS PER ATTEMPT	9.1 (2 <sup>ND</sup> )	8.3 (2 <sup>ND</sup> )
PASSER RATING	112.2 (2 <sup>ND</sup> )	94.5 (7 <sup>TH</sup> )



45 PLAYS OF 30+  
YDS ON FIRST READS  
(MOST IN NFL)

---

2114 PASSING YARDS  
AFTER FIRST READ  
(MOST IN NFL)



# 9. MAHOMES INSIDE AND OUTSIDE OF STRUCTURE | PART IV



PASSING BY DROPBACK TYPE | INSIDE POCKET vs OUTSIDE POCKET  
REG SEASON SINCE 2018 | RANKS AMONG 32 QBs

	INSIDE POCKET	OUTSIDE POCKET
PFF RANK	#5	#1
COMPLETION %	68.8% (6 <sup>TH</sup> )	55.8% (16 <sup>TH</sup> )
YARDS PER ATTEMPT	8.9 (1 <sup>ST</sup> )	7.5 (7 <sup>TH</sup> )
PASSER RATING	113.9 (2 <sup>ND</sup> )	96.1 (10 <sup>TH</sup> )



**57 PASSING TD ON INSIDE  
THE POCKET DROPBACKS  
(MOST IN NFL)**

**19 PASSING TD ON OUTSIDE  
THE POCKET DROPBACKS  
(MOST IN NFL)**

# 10. MAHOMES KING OF THE DEEP BALL



TARGETING 20+ YARDS DOWNFIELD  
REG SEASON SINCE 2018 | RANKS AMONG 32 QBs

PFF RANK

#2

COMPLETION %


49.0% (2<sup>ND</sup> BEST)

YARDS PER ATTEMPT

17.1 (BEST)

PASSER RATING

113.1 (4<sup>TH</sup> BEST)





# 11. MOST BIG PLAYS, FEWEST BAD PLAYS



SINCE 2018

## THE GOOD

BIG TIME THROW %

7.5%  
(2<sup>ND</sup>)

PLAYS OF 30+ YARDS

65  
(MOST)



## THE BAD

TURNOVER WORTHY PLAY %

2.9%  
(8<sup>TH</sup>)

% OF DROPPACKS TAKING SACK

3.7%  
(4<sup>TH</sup>)

## 12. CHIEFS RELY ON MAHOMES



NO TEAM MORE PASS-HEAVY THAN KC IN "NEUTRAL SITUATIONS"  
WITH MAHOMES AS STARTER SINCE 2018

**1<sup>ST</sup> AND 2<sup>ND</sup> DOWN IN ONE-SCORE GAMES**

**65% PASS PLAY RATE (1<sup>ST</sup>)**

**PLAY ACTION GAME STILL WORKS**

**32% PLAY ACTION RATE (3<sup>RD</sup>)**

**25 PASSING TD OFF PLAY ACTION (1<sup>ST</sup>)**





# 13. GREAT ON MONEY DOWNS TOO



DROPPACKS ON 3<sup>RD</sup> AND 4<sup>TH</sup> DOWN  
REG SEASON SINCE 2018 | RANKS AMONG 32 QBs

PFF RANK

#3

COMPLETION %

63.3% (6<sup>TH</sup>)

YARDS PER ATTEMPT

9.9 (BEST)

PASSER RATING

118.9 (BEST)

MAHOMES' CAREER 118.8 PASSER RATING AND 10.0 YARDS PER ATTEMPT ON 3<sup>RD</sup>/4<sup>TH</sup> DOWN ARE THE  
BEST CAREER MARKS ALL-TIME PFF ERA



# 14. PFF WAR = WINS ABOVE REPLACEMENT




PFF WAR, OR WINS ABOVE REPLACEMENT, IS A METHOD OF DETERMINING A PLAYERS OVERALL VALUE IN COMPARISON TO THE AVERAGE PLAYER AT THAT POSITION

SINCE 2018



+7.45 WINS



+6.62 WINS



+5.81 WINS



